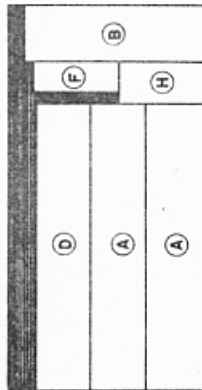
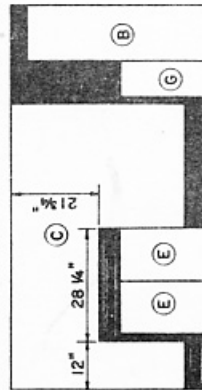


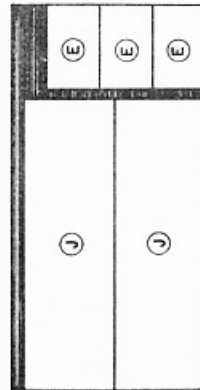
CUTTING DIAGRAMS



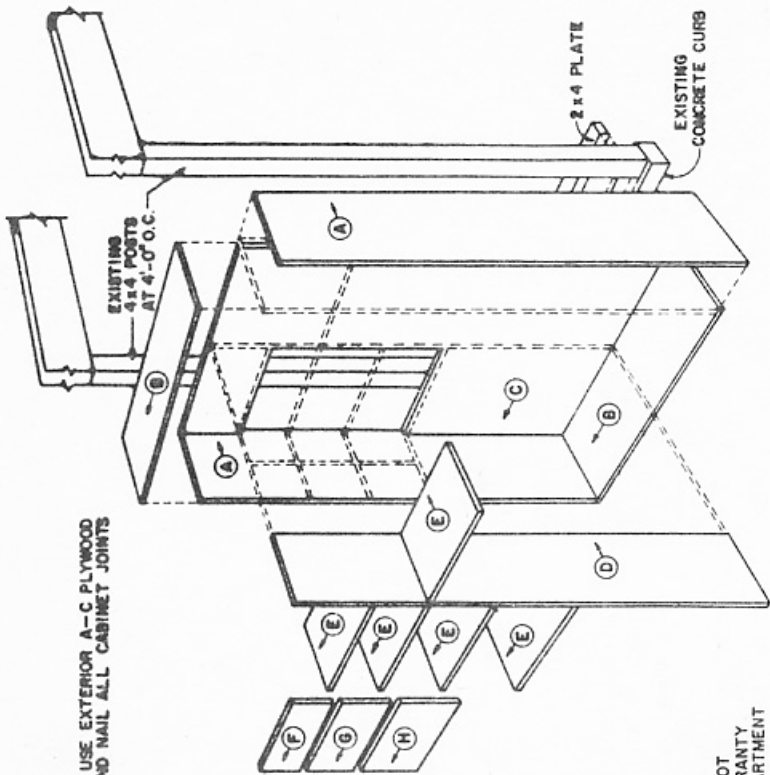
3/8" x 4'-0" x 8'-0" EXTERIOR A-C



3/8" x 4'-0" x 8'-0" EXTERIOR A-C



3/8" x 4'-0" x 8'-0" EXTERIOR A-C



PERSPECTIVE

NOTE: USE EXTERIOR A-C PLYWOOD GLUE AND NAIL ALL CABINET JOINTS

NOTE: DOORS J SHOWN IN ELEVATION

NOTE: MENTION OF A TRADE NAME DOES NOT CONSTITUTE A GUARANTEE OR WARRANTY OF THE PRODUCT BY THE U.S. DEPARTMENT OF AGRICULTURE OR AN ENDORSEMENT BY THE DEPARTMENT OVER OTHER PRODUCTS NOT MENTIONED.

PLYWOOD PARTS			
CODE	NO. REQ'D	SIZE	PART IDENTIFICATION
A	2	14" x 71 1/2"	SIDE
B	2	14" x 44 1/2"	TOP AND BOTTOM
C	1	42 3/4" x 71 1/2"	BACK
D	1	13 1/4" x 71 1/2"	DIVIDER
E	5	13 1/4" x 21"	SHELF
F	1	7 1/4" x 21"	SHELF DIVIDER
G	1	9 1/4" x 21"	SHELF DIVIDER
H	1	10 1/4" x 21"	SHELF DIVIDER
J	2	22 1/8" x 73"	DOOR



COOPERATIVE EXTENSION WORK IN AGRICULTURE AND HOME ECONOMICS
STATE OF TENNESSEE
UNIVERSITY OF TENNESSEE
AGRICULTURAL ENGINEERING DEPARTMENT
UNITED STATES DEPARTMENT OF AGRICULTURE COOPERATING

LAWN TOOL STORAGE

APA '77 6283

BASED ON AMERICAN PLYWOOD ASSOCIATION - LAWN TOOL STORAGE

SHEET 1 OF 1