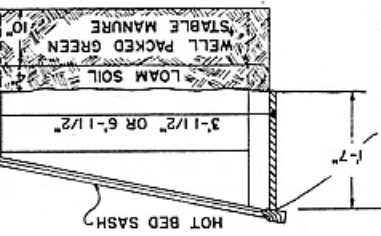
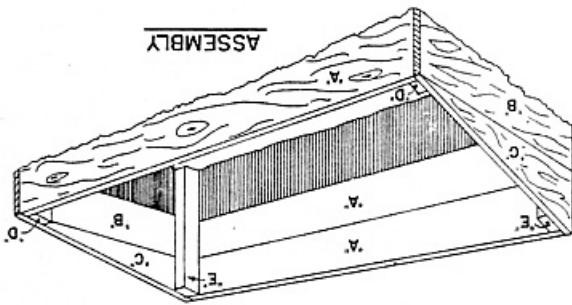
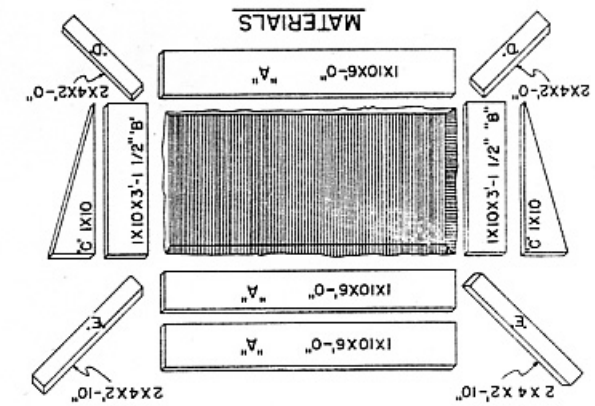
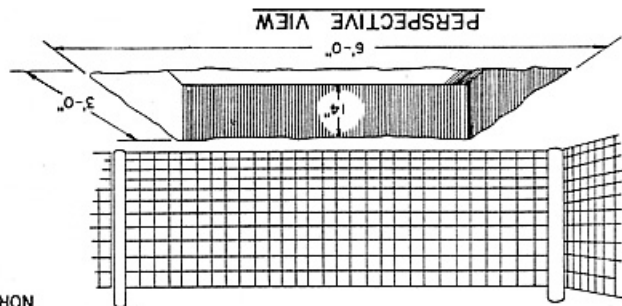
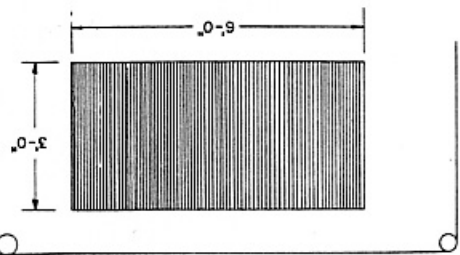
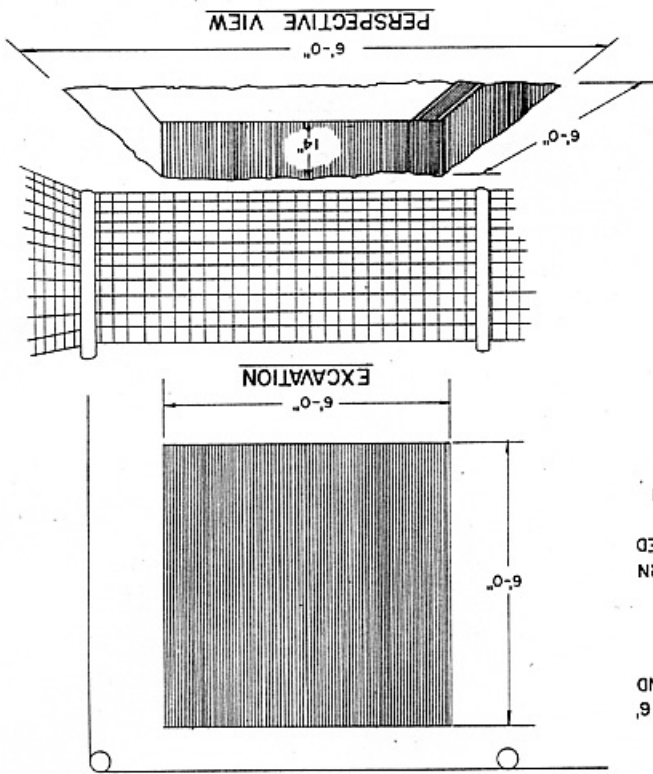
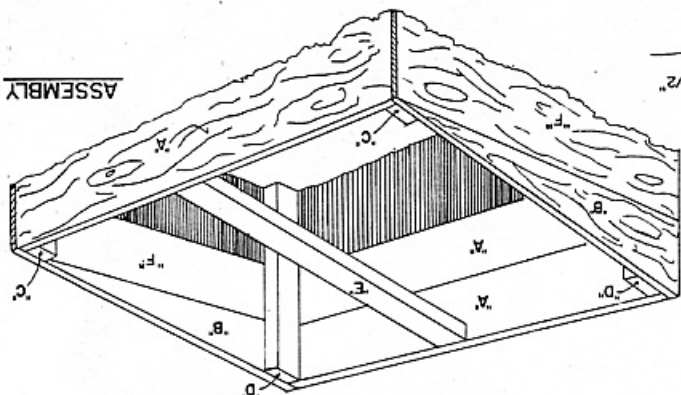


HOT BEDS LARGER THAN 6' X 6' SHOULD BE BUILT 6" WIDE AND MULTIPLES OF 3' IN LENGTH

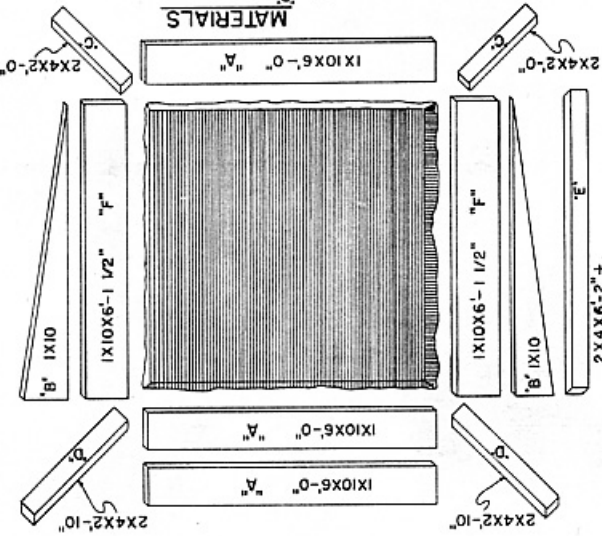
LOCATION-A SUNNY SOUTHERN EXPOSURE IN A WELL DRAINED LOCATION IS NEEDED, SOME WINDBREAK PROTECTION ON NORTH IS DESIRABLE.



TYPICAL CROSS SECTION



ASSEMBLY



NOTE: THE SASH COVER CAN BE MADE OF ONE OF SEVERAL MATERIALS. THE STANDARD GLASS HOT BED SASH IS 3' X 6' IN SIZE. IT REPRESENTS THE IDEAL COVER--LASTING MANY YEARS. IT IS SOMEWHAT EXPENSIVE, IF OLD DISCARDED WINDOW SASH ARE AVAILABLE, USE THEM. BUILD FRAME TO FIT SASH. INEXPENSIVE COVERS CAN BE MADE WITH 4 OR 6 MIL. PLASTIC TACKED ON A LIGHT HOME MADE FRAME. IT CAN BE MADE IN MANY DIFFERENT SIZES. THIS IS SATISFACTORY FROM STANDPOINT OF LIGHT, BUT IS SHORT LIVED, USUALLY TWO SEASONS.

COOPERATIVE EXTENSION WORK IN AGRICULTURE AND HOME ECONOMICS
STATE OF TENNESSEE
UNIVERSITY OF TENNESSEE
AGRICULTURAL ENGINEERING DEPARTMENT
UNITED STATES DEPARTMENT OF AGRICULTURE COOPERATING

